



Home reading 1 - comprehension

Please re-read this book with your child and complete the following activities. Re-reading builds confidence and fluency!

Remember to encourage your child to answer in full sentences.

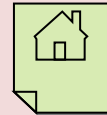
Find an interesting part of your book and explain why you like it.

It might be a picture, something a character does or something that happens.

Is there something you don't like in your book? Can you explain why?

It might be a picture, something a character does or something that happens.

Please feel free to comment about how your child does in their home-school book.



Home reading 1 – word reading

Please re-read this book with your child and complete the following activities. Re-reading builds confidence and fluency!

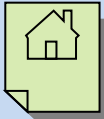
Be a letter hunter. Can you find **3** letters of the alphabet in your book and say the name and sound by yourself?

You might like to write them down on a strip of paper and show them your teacher.

Be a letter hunter and look in your book. Can you find a letter that you don't know the name and sound of yet?

You might like to write it down on a strip of paper and show it to your teacher.

Please feel free to comment about how your child does in their home-school book.



Home reading 2 - comprehension

Please re-read this book with your child and complete the following activities. Re-reading builds confidence and fluency!

Remember to encourage your child to answer in full sentences.

Who are the main characters in the book?

Remember they could be people, animals or creatures.

Who is your favourite character? Can you explain why?

It might be a person, animal or creature.

Please feel free to comment about how your child does in their home-school book.



Home reading 2 – word reading

Please re-read this book with your child and complete the following activities. Re-reading builds confidence and fluency!

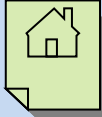
Be a word hunter and look in your book. Can you find a simple word you can sound out and blend the sounds to read the word, e.g. **c-a-t** = **cat**?

You might like to write it down on a strip of paper and show it to your teacher.

Be a word hunter. Can you find a word in your book that you need help to read?

You might like to write it down on a strip of paper and show it to your teacher.

Please feel free to comment about how your child does in their home-school book.



Home reading 3 - comprehension

Please re-read this book with your child and complete the following activities. Re-reading builds confidence and fluency!

Remember to encourage your child to answer in full sentences.

Talk about one new thing you have learned about from sharing this non-fiction book?

Remember you can look in the book when you are talking about it.

Talk about your favourite part of the book? Can you explain why you like it?

Remember you can look in the book when you are talking about this.

Please feel free to comment about how your child does in their home-school book



Home reading 3 – word reading

Please re-read this book with your child and complete the following activities. Re-reading builds confidence and fluency!

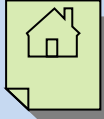
Be a word hunter. Can you find a simple word in your book that you can read aloud without the need to sound it out?

You might like to write it down on a strip of paper and show it to your teacher.

Be a word hunter. Can you find a word that is written more than once in your book?

You might like to write it down on a strip of paper and show it to your teacher.

Please feel free to comment about how your child does in their home-school book.



Home reading 4 - comprehension

Please re-read this book with your child and complete the following activities. Re-reading builds confidence and fluency!

Remember to encourage your child to answer in full sentences.

Who would you like to meet most in the story? Why?

It might be a person, animal or creature.

What might you like to say to them? Is there a question you would like to ask them?

Remember you can ask them anything!

Please feel free to comment about how your child does in their home-school book



Home reading 4 – word reading

Please re-read this book with your child and complete the following activities. Re-reading builds confidence and fluency!

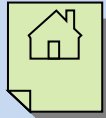
Be a sentence hunter. Can you find a simple sentence in your book that you can read aloud without any help?

You might like to ask an adult to write it down on a strip of paper and you can show it to your teacher.

Be a sentence hunter and look in your book. Can you find a full stop? Can you find a capital letter?

You might like to look at other examples of punctuation, e.g. ? !

Please feel free to comment about how your child does in their home-school book.



Home reading 5 - comprehension

Please re-read this book with your child and complete the following activities. Re-reading builds confidence and fluency!

Remember to encourage your child to answer in full sentences.

Where does the story take place? How do you know?

Remember to look at the pictures.

What happened in the story?

Remember to use the pictures if they help you.

Please feel free to comment about how your child does in their home-school book.



Home reading 5 – word reading

Please re-read this book with your child and complete the following activities. Re-reading builds confidence and fluency!

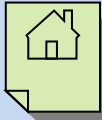
Can you point to the first letter of a word in your book and say the sound?

Choose a different word and say the sound of the first letter.

Can you point to the last letter of a word in your book and say the sound?

Choose a different word and say the sound of the last letter.

Please feel free to comment about how your child does in their home-school book.



Home reading 6 - comprehension

Please re-read this book with your child and complete the following activities. Re-reading builds confidence and fluency!

Remember to encourage your child to answer in full sentences.

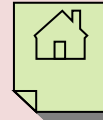
How does the main character feel at the beginning of the story? How do you know?

Remember to look at the pictures.

How does the main character feel at the end of the story? How do you know?

Remember to use the picture if they help you.

Please feel free to comment about how your child does in their home-school book.



Home reading 6 – word reading

Please re-read this book with your child and complete the following activities. Re-reading builds confidence and fluency!

How many words can you find in your book that begin with the letter 't'?

You might like to ask an adult to write them down on a strip of paper and you can show them to your teacher.

How many words can you find in your book that begin with the letter 's'?

You might like to ask an adult to write them down on a strip of paper and you can show them to your teacher.

Please feel free to comment about how your child does in their home-school book.



Home reading 7 - comprehension

Please re-read this book with your child and complete the following activities. Re-reading builds confidence and fluency!

Remember to encourage your child to answer in full sentences.

Would you like to be in the story? Can you explain your answer?

Can you think of a different ending to the story?

It could be happy or sad.

Please feel free to comment about how your child does in their home-school book



Home reading 7 – word reading

Please re-read this book with your child and complete the following activities. Re-reading builds confidence and fluency!

Can you find anyone speaking in your book? What do they say?

You might like to ask an adult to write it down on a speech bubble and you can show it to your teacher.

Can you say the words spoken in a different voice?

For example, a mouse would have a squeaky voice and a giant would have a loud voice.

Please feel free to comment about how your child does in their home-school book.



Home reading 8 - comprehension

Please re-read this book with your child and complete the following activities. Re-reading builds confidence and fluency!

Remember to encourage your child to answer in full sentences.

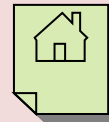
What could happen after the end of the story?

Remember it could be anything you want it to be!

Imagine you could give a character in your book some advice. Who would you choose and what would you tell them to do?

Remember to explain your answer.

Please feel free to comment about how your child does in their home-school book



Home reading 8 – word reading

Please re-read this book with your child and complete the following activities. Re-reading builds confidence and fluency!

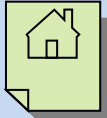
Can you find any rhyming words in your book?

You might like to ask an adult to write them down on a strip of paper and you can show them to your teacher.

Can you think of any words of your own that rhyme with the words you have found?

You might like to ask an adult to write them down on a strip of paper so you can show them to your teacher.

Please feel free to comment about how your child does in their home-school book.



Home reading 9 - comprehension

Please re-read this book with your child and complete the following activities. Re-reading builds confidence and fluency!

Remember to encourage your child to answer in full sentences.

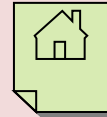
What could happen after the end of the story?

Remember it could be anything you want it to be!

Imagine you could give a character in your book some advice. Who would you choose and what would you tell them to do?

Remember to explain your answer.

Please feel free to comment about how your child does in their home-school book



Home reading 9 – word reading

Please re-read this book with your child and complete the following activities. Re-reading builds confidence and fluency!

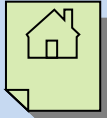
Choose any page in your book and count the number of words on the page. How many are there?

Choose another page – does this one have more or fewer words?

Can you find a page in your book where you can read all the words by yourself?

Remember to point to each word as you say it out loud.

Please feel free to comment about how your child does in their home-school book.



Home reading 10 - comprehension

Please re-read this book with your child and complete the following activities. Re-reading builds confidence and fluency!

Remember to encourage your child to answer in full sentences.

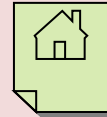
Can you describe what one of the characters looks like?

Think about what they look like and what they are wearing. Don't forget - use the book to help you!

Think about one of the places in the story. Can you describe what it looks like?

Think about colours, shapes and size. Don't forget – use the book to help you!

Please feel free to comment about how your child does in their home-school book



Home reading 10 – word reading

Please re-read this book with your child and complete the following activities. Re-reading builds confidence and fluency!

Can you find a word from your book and say it in a sentence of your own?

You might like to ask an adult to write it down on a strip of paper so you can show it to your teacher.

Can you find someone's name in your book? What do you notice about the first letter of a name?

You might like to ask an adult to write it down on a strip of paper so you can show it to your teacher.

Please feel free to comment about how your child does in their home-school book.

